



RG4 Rotary Level Indicator

Approved for explosive atmospheres: ATEX zones 20 and 21 for dust

Application:

Designed to indicate the presence or absence of bulk materials such as grains, pellets, chemicals, wood chips, and other powders. It is ideal for hoppers and silos. The RG4 can be top and side mounted.

Method of operation:

The detection of material is achieved by a rotating paddle. If material impedes the rotation of the paddle, the motor topples on its axis and triggers an alarm

Features:

- An EASY TO INSTALL instrument that does not require any calibration, maintenance or specific tool for its installation.
- Thanks to the wide choice of paddles, all of which are interchangeable, it is ADAPTABLE to the different densities of the measured materials.
- Extremely VERSATILE, it can be installed on tanks, hoppers, on walls or roofs of silos, in a vertical, horizontal or oblique position.
- CUSTOMIZABLE with paddles, extensions, voltages.
- Protection degree of enclosures for electrical equipment IP65.
- DURABLE and RELIABLE with aluminium casing, stainless steel shaft on ball bearings and electrical connection with tension clamp or screw terminals. Works with ambient temperatures from -20° to +70°C.
- Push-fit or screw terminal options.



Part Numbers:

RG4V56A-P	110/240 VAC Push-fit terminal block - Male thread 1 1/2" BSPP
RG4V4A-P	24 VDC Push-fit terminal block - Male thread 1 1/2" BSPP
RG4V56A-S	110/240 VAC Screw terminals - Male thread 1 1/2" BSPP
RG4V4A-S	24 VDC Screw terminals - Male thread 1 1/2" BSPP

Please refer to instruction manual for correct installation. Information subject to change or correction. Jan 2020

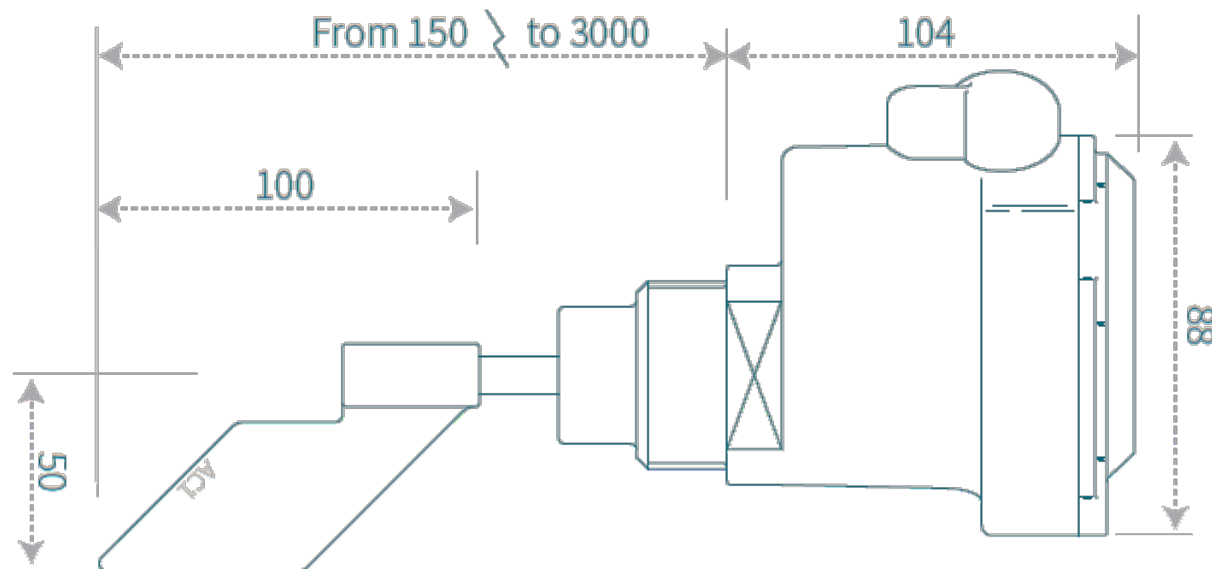
Detailed specification, wiring diagrams and installation/operating instructions available upon request.



TECHNICAL SPECIFICATIONS

Model	RG4V56A-x	RG4V4A-x
Power supply	110/240 VAC (50/60Hz)	24VDC
Output	Change over relay 5A at 250VAC	Change over relay 5A at 250VAC
Mounting	∅ 1 1/2" BSPP	∅ 1 1/2" BSPP
Conduit Entry	1 x conduit entries tapped ∅ 1/2" BSPP	1 x conduit entries tapped ∅ 1/2" BSPP
Enclosure	Die-cast aluminium casing	Die-cast aluminium casing
Operating temperature range	-20°C + 70°C	-20°C + 70°C
Protection	IP65	IP65
Certificates and approvals	ATEX Zone 20 / Zone 21	ATEX Zone 20 / Zone 21

DIMENSIONS




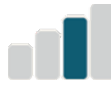

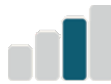



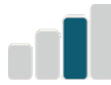






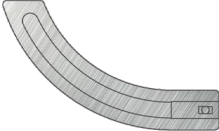
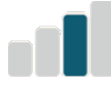
Note: All dimensions are given in mm.

Please refer to instruction manual for correct installation. Information subject to change or correction. Jan 2020

Detailed specification, wiring diagrams and installation/operating instructions available upon request.



Paddle Options

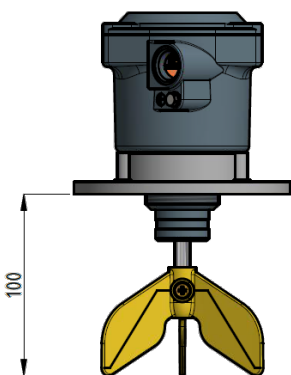
	Part Number	Description	Size	Compatible	Min Hole ø	Recommended Density	Material Weight
	RGSP0 (supplied as standard)	1 x Nylon6 blade	50 x 100 mm	RG2 RG3 RG4	39mm	1.0 kg/dm ³	
	RGSP1	1 x Nylon6 blade	60 x 100 mm	RG2* RG3 RG4*	65mm	0.5 kg/dm ³	
	RGSP3	3 x Nylon6 blades	120 x 65 mm	RG2* RG3* RG4*	* Install with flange of from within silo	0.3 kg/dm ³	
	RGSP0-SS	1 x 304 Stainless Steel blade	50 x 100 mm	RG2 RG3 RG4	39mm	1.0 kg/dm ³	
	RGSP1-SS	1 x 304 Stainless Steel blade	60 x 100 mm	RG2* RG3 RG4*	65mm	0.5 kg/dm ³	
	RGSP4-SS	4 x 304 Stainless Steel blades	100 x 60 Mm	RG2* RG3* RG4*	* Install with flange of from within silo	0.3 kg/dm ³	
	RGSP4-SS-L	4 x 304 Stainless Steel blades	138 x 50 mm	RG2* RG3* RG4*	* Install with flange of from within silo	0.2 kg/dm ³	
	RGSPV-SS	1 x 304 Stainless Steel blade	160 x 95 mm	RG2 RG3 RG4	30mm	0.4 kg/dm ³	

Please refer to instruction manual for correct installation. Information subject to change or correction. Jan 2020

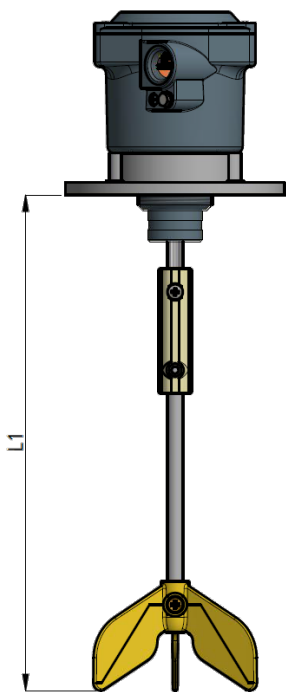
Detailed specification, wiring diagrams and installation/operating instructions available upon request.



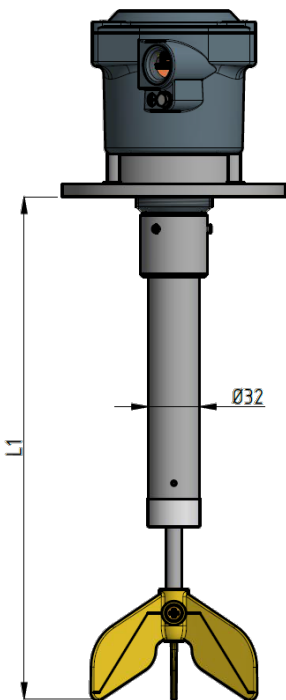
Extension Options



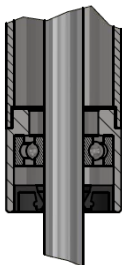
Standard Length



Reinforced polyamide joint



Stainless steel protection end with BALL BEARING and rubber seal



Stainless Steel Extension Rod (Without Guard)

Part No.: RGEXT-0500-SS (L1 = 500mm)

Part No.: RGEXT-1000-SS (L1 = 1000mm)

Part No.: RGEXT-1500-SS (L1 = 1500mm)

Stainless Steel Extension Rod (With Guard)

Part No.: RGEXT-0500-SS-G (L1 = 500mm)

Part No.: RGEXT-1000-SS-G (L1 = 1000mm)

Part No.: RGEXT-1500-SS-G (L1 = 1500mm)

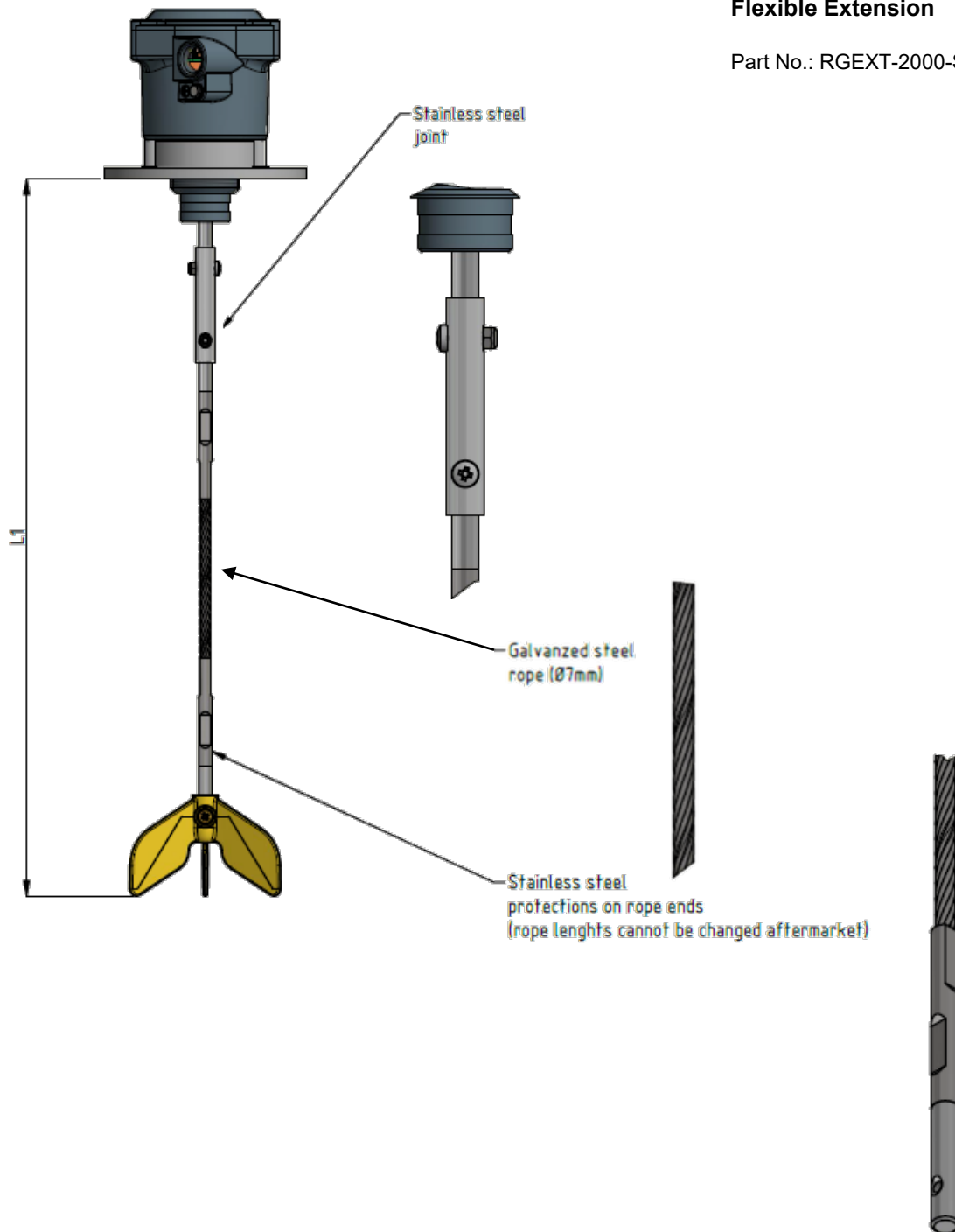
Please refer to instruction manual for correct installation. Information subject to change or correction. Jan 2020



Extension Options (cont.)

Flexible Extension


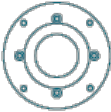
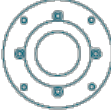

Part No.: RGEXT-2000-SS-W (L1 = 2000mm)




Please refer to instruction manual for correct installation.
Information subject to change or correction. Jan 2020

Detailed specification, wiring diagrams and installation/operating instructions available upon request.

Flange Options

	Part Number	Description
 Aluminium nut 1"1/2Gas	RGN4	Aluminium nut 1 ½" BSP
 Aluminium flange 1"1/2Gas	RGMP4	Standard aluminium flange 1 ½" BSP External diameter = ø 140mm Hole centers = ø 120mm Hole spacing = 4 x equidistant ø 7mm holes
 Stainless Steel flange 1"1/2Gas	RGMP4-SS	Stainless Steel flange 1 ½" BSP External diameter = ø 140mm Hole centers = ø 120mm Hole spacing = 4 x equidistant ø 7mm holes
 Iron sleeve 1"1/2Gas	RG-TUBE-1.5	Iron sleeve 1 ½" BSP

Examples..


 Please refer to instruction manual for correct installation.
 Information subject to change or correction. Jan 2020

Detailed specification, wiring diagrams and installation/operating instructions available upon request.