

INLINE JUNCTION BOX

The best compromise for industrial and Dust Hazard explosive atmospheres

ATEX certified for zone 20, 21 and 22

In explosive and industrial atmospheres it is often necessary to connect different types of cables when installing sensors.

Traditionally, junction boxes were used for this but were often cumbersome and expensive. Alternatively, it is not always possible to install ATEX connectors on the sensors themselves and in some cases this solution can become very costly.

The DM5 Inline Junction Box has been developed to overcome these problems. It is a compromise between a junction box and a proprietary connector for sensors.

The method of mounting allows for the easy installation of sensors in any industrial or even potentially explosive dust hazard atmosphere.


The D5M allows the connection of a maximum of 5 cores x 2,5mm².

Due to its shape and dimensions, it can be placed next to the sensors it connects to, which simplifies and reduces the time of intervention during maintenance operations or repairs.

Option

PEM25S	mounting gland 8 to 17 mm
PEM25D	mounting gland double entry 4,5 to 7 mm

Detailed specification, wiring diagrams and installation/operating instructions available immediately upon request.



JB1L2A



Atex approved

Ex II 1D tD A20 IP66T120°C-ZONE 20



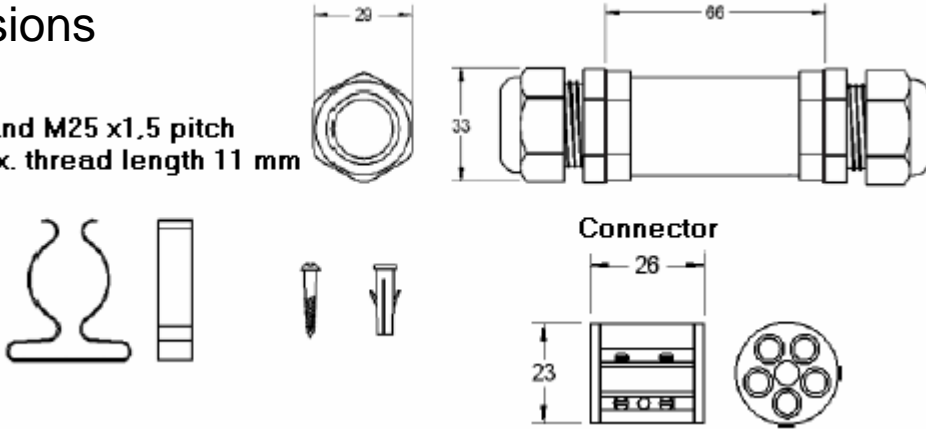
BRAIME

JB1L2A D5M

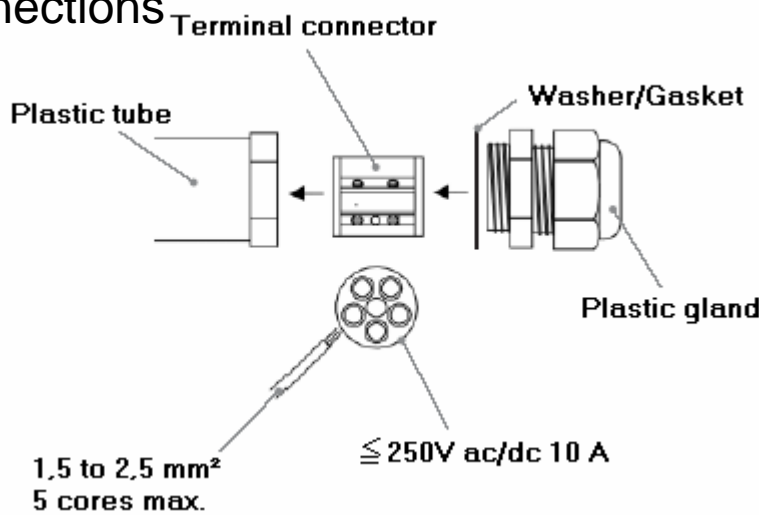
TECHNOLOGY · INNOVATION · QUALITY · VALUE

Dimensions

Gland M25 x1,5 pitch
max. thread length 11 mm



Connections



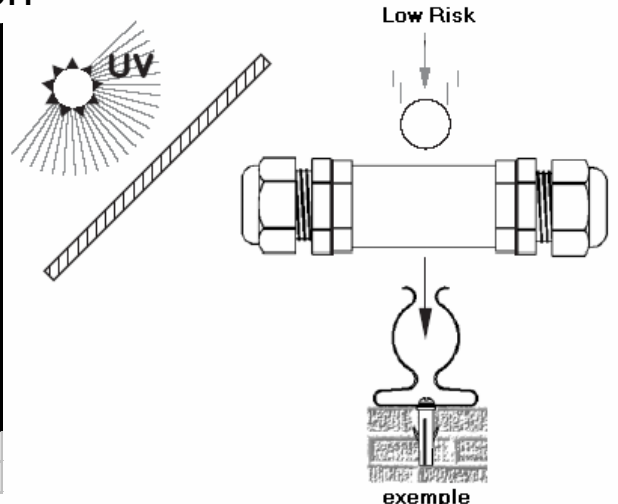
PEM25S



PEM25D

Spécifications/Mounting/Protection

Type	D5M
Approved	Ex II 1D Ex tD A20 IP66 T100°C
Supply	250 V 10A
Enclosure	Nylon moulded
Protection	IP 66
Cable entry	2 PE M25 pour diamètre 5 à 8 mm
Fixt	by clips
Screw terminal	5 screw terminal of 2,5 mm ²
Operating Temperature	-15°C to +50°C
option	
PEM25S	mounting gland 8 à 17 mm
PEM25D	mounting gland double entry 4,5 à 7 mm



Please refer to instruction manual for correct installation.
Information subject to change or correction. may 2006.