



IECEx Certificate of Conformity

INTERNATIONAL ELECTROTECHNICAL COMMISSION IEC Certification Scheme for Explosive Atmospheres

for rules and details of the IECEx Scheme visit www.iecex.com

Certificate No.: IECEx BAS 09.0111X issue No.:4

Status: **Current**

Date of Issue: **2014-01-06** Page 1 of 4

Certificate history:
Issue No. 4 (2014-1-6)
Issue No. 3 (2011-4-12)
Issue No. 2 (2010-9-16)
Issue No. 1 (2010-6-21)
Issue No. 0 (2009-10-19)

Applicant: **Don Electronics Limited**
Westfield Industrial Estate
Kirk Lane
Yeadon
Leeds
LS19 7LX
United Kingdom

Electrical Apparatus: **Range of Temperature Sensors**
Optional accessory:

Type of Protection: **Equipment dust ignition protection by enclosure 't'**


Marking: **Ex ta IIIC T125°C Da IP65**
Tamb -40°C to +60°C

Approved for issue on behalf of the IECEx
Certification Body:  R S Sinclair

Position: General Manager

Signature:
(for printed version)

Date:



6/1/14

1. This certificate and schedule may only be reproduced in full.
2. This certificate is not transferable and remains the property of the issuing body.
3. The Status and authenticity of this certificate may be verified by visiting the [Official IECEx Website](http://www.iecex.com).

Certificate issued by:

SGS Baseefa Limited
Rockhead Business Park
Staden Lane
Buxton
Derbyshire
SK17 9RZ
United Kingdom





IECEx Certificate of Conformity

Certificate No.: IECEx BAS 09.0111X

Date of Issue: 2014-01-06

Issue No.: 4

Page 2 of 4

Manufacturer: **Don Electronics Limited**
Westfield Industrial Estate
Kirk Lane
Yeadon
Leeds
LS19 7LX
United Kingdom

Additional Manufacturing location
(s):

This certificate is issued as verification that a sample(s), representative of production, was assessed and tested and found to comply with the IEC Standard list below and that the manufacturer's quality system, relating to the Ex products covered by this certificate, was assessed and found to comply with the IECEx Quality system requirements. This certificate is granted subject to the conditions as set out in IECEx Scheme Rules, IECEx 02 and Operational Documents as amended.

STANDARDS:

The electrical apparatus and any acceptable variations to it specified in the schedule of this certificate and the identified documents, was found to comply with the following standards:

IEC 60079-0 : 2007-10 Explosive atmospheres - Part 0: Equipment - General requirements
Edition: 5

IEC 60079-31 : 2008 Explosive atmospheres – Part 31: Equipment dust ignition protection by enclosure 't'
Edition: 1

*This Certificate **does not** indicate compliance with electrical safety and performance requirements other than those expressly included in the Standards listed above.*

TEST & ASSESSMENT REPORTS:

A sample(s) of the equipment listed has successfully met the examination and test requirements as recorded in

Test Report:

GB/BAS/ExTR09.0157/00
GB/BAS/ExTR11.0026/00

GB/BAS/ExTR10.0140/00
GB/BAS/ExTR13.0313/00

GB/BAS/ExTR10.0209/00

Quality Assessment Report:

GB/BAS/QAR07.0005/06



IECEx Certificate of Conformity

Certificate No.: IECEx BAS 09.0111X

Date of Issue: 2014-01-06

Issue No.: 4

Page 3 of 4

Schedule

EQUIPMENT:

Equipment and systems covered by this certificate are as follows:

The range of Temperature Sensors is rated at a maximum voltage of 24V. The sensors incorporate a NTC, PTC, PT100 or Bimetal CONTACT temperature sensing element. The cable associated with the sensor is held in the body of the detector by a 32mm long spring steel sleeve fitted round the cable providing a tight interference fit into the 8mm counter bored hole within the body. The body has a section at the connection end that is turned down to accommodate an engraved certification label. The body can be manufacturer from Brass or Steel.

The sensors are designed specifically for use on bearings and are designed to be fitted to the greasing point or mounting bolt (WDB7).

Five alternative constructions are available.

Refer to the certificate Annex for full details.

CONDITIONS OF CERTIFICATION: YES as shown below:

1. The power supply to the equipment shall be rated for a prospective short circuit current of not more than 10kA.
2. The supply to the equipment must not exceed 24V.
3. If the equipment supply leads are terminated in a hazardous area, the termination arrangement must comply with the Zone/Category/required EPL of the hazardous area that it is to be installed.
4. Suitably certified connectors must be used with the sensors incorporating the optional M12 connection.



IECEX Certificate of Conformity

Certificate No.: IECEx BAS 09.0111X

Date of Issue: 2014-01-06

Issue No.: 4

Page 4 of 4

DETAILS OF CERTIFICATE CHANGES (for issues 1 and above):

Variation 4.1

To allow alternative thread options.

Variation 4.2

To allow alternative metallic body material options.

Variation 4.3

Minor modification to the certification label to show the year of manufacture in the serial number.

Variation 4.4

To add a lock washer to the bearing assembly.

Variation 4.5

To add a new type Contact Sensor WDB7.

Variation 4.6

To add new sensors type ADB and WDB.

Variation 4.7

To redefine the type designation code to incorporate the alternative material options:

WDB***V* *****/***

ADB***V* *****/***/D*

MDB***V* *****/***

WDB7**V* *****/***

WDB	*	*	*	V*	*****	/***	
	Thread Size	Body type/size	Sensor type	Version number	Approval Info	Cable length	
ADB	*	*	*	V*	*****	/***	/D*
	Thread Size	Body type/size	Sensor type	Version number	Approval Info	Cable length	Probe length
MDB	*	*	*	V*	*****	/***	
	Thread Size	Body/sensor style	Sensor	Version number	Approval Info	Cable length	
WDB7	*	*	V*	*****	/***		
	Body/sensor style	Sensor	Version number	Approval Info	Cable length		



IECEx Certificate of Conformity

INTERNATIONAL ELECTROTECHNICAL COMMISSION IEC Certification Scheme for Explosive Atmospheres

for rules and details of the IECEx Scheme visit www.iecex.com

Certificate No.: IECEx BAS 09.0111X issue No.:3

Status: **Current**

Date of Issue: **2011-04-12** Page 1 of 4

Certificate history:
Issue No. 3 (2011-4-12)
Issue No. 2 (2010-9-16)
Issue No. 1 (2010-6-21)
Issue No. 0 (2009-10-19)

Applicant: **Don Electronics Limited**
Westfield Industrial Estate
Kirk Lane
Yeadon
Leeds
LS19 7LX
United Kingdom

Electrical Apparatus: **Range of Temperature Sensors**
Optional accessory:


Type of Protection: **Equipment dust ignition protection by enclosure 't'**

Marking: **Ex ta IIIC T125°C Da IP65**
Tamb -40°C to +60°C

Approved for issue on behalf of the IECEx Certification Body: R S Sinclair

Position: Managing Director

Signature:
(for printed version)


12-4-11

Date:

1. This certificate and schedule may only be reproduced in full.
2. This certificate is not transferable and remains the property of the issuing body.
3. The Status and authenticity of this certificate may be verified by visiting the Official IECEx Website.

Certificate issued by:

Baseefa
Rockhead Business Park
Staden Lane
Buxton
Derbyshire
SK17 9RZ
United Kingdom





IECEX Certificate of Conformity

Certificate No.: IECEx BAS 09.0111X

Date of Issue: 2011-04-12

Issue No.: 3

Page 2 of 4

Manufacturer: **Don Electronics Limited**
Westfield Industrial Estate
Kirk Lane
Yeadon
Leeds
LS19 7LX
United Kingdom

Manufacturing location(s):

This certificate is issued as verification that a sample(s), representative of production, was assessed and tested and found to comply with the IEC Standard list below and that the manufacturer's quality system, relating to the Ex products covered by this certificate, was assessed and found to comply with the IECEx Quality system requirements. This certificate is granted subject to the conditions as set out in IECEx Scheme Rules, IECEx 02 and Operational Documents as amended.

STANDARDS:

The electrical apparatus and any acceptable variations to it specified in the schedule of this certificate and the identified documents, was found to comply with the following standards:

IEC 60079-0 : 2007-10 Explosive atmospheres - Part 0: Equipment - General requirements
Edition: 5

IEC 60079-31 : 2008 Explosive atmospheres – Part 31: Equipment dust ignition protection by enclosure 't'
Edition: 1

*This Certificate **does not** indicate compliance with electrical safety and performance requirements other than those expressly included in the Standards listed above.*

TEST & ASSESSMENT REPORTS:

A sample(s) of the equipment listed has successfully met the examination and test requirements as recorded in

Test Report:

GB/BAS/ExTR09.0157/00
GB/BAS/ExTR10.0140/00
GB/BAS/ExTR10.0209/00
GB/BAS/ExTR11.0026/00

Quality Assessment Report:

GB/BAS/QAR07.0005/02



IECEx Certificate of Conformity

Certificate No.: IECEx BAS 09.0111X

Date of Issue: 2011-04-12

Issue No.: 3

Page 3 of 4

Schedule

EQUIPMENT:

Equipment and systems covered by this certificate are as follows:

The range of Temperature Sensors is rated at a maximum voltage of 24V. The sensors incorporate a NTC, PTC, PT100 or Bimetal CONTACT temperature sensing element. The cable associated with the sensor is held in the body of the detector by a 32mm long spring steel sleeve fitted round the cable providing a tight interference fit into the 8mm counter bored hole within the body. The body has a section at the connection end that is turned down to accommodate an engraved certification label. The body can be manufacturer from Brass or Steel.

The sensors are designed specifically for use on bearings and are designed to be fitted to the greasing point or mounting bolt (WDB7).

Five alternative constructions are available.

Refer to the certificate Annex for full details.

CONDITIONS OF CERTIFICATION: YES as shown below:

1. The power supply to the equipment shall be rated for a prospective short circuit current of not more than 10kA.
2. The supply to the equipment must not exceed 24V.
3. If the equipment supply leads are terminated in a hazardous area, the termination arrangement must comply with the Zone/Category/required EPL of the hazardous area that it is to be installed.
4. Suitably certified connectors must be used with the sensors incorporating the optional M12 connection.



IECEx Certificate of Conformity

Certificate No.: IECEx BAS 09.0111X

Date of Issue: 2011-04-12

Issue No.: 3

Page 4 of 4

DETAILS OF CERTIFICATE CHANGES (for issues 1 and above):

Variation 3.1

To add minor drawing modifications.

Variation 3.2

To allow a maximum ambient of 60°C.

ExTR: GB/BAS/ExTR11.0026/00

File Reference: 11/0052



IECEX Certificate of Conformity

INTERNATIONAL ELECTROTECHNICAL COMMISSION IEC Certification Scheme for Explosive Atmospheres

for rules and details of the IECEx Scheme visit www.iecex.com

Certificate No.: IECEx BAS 09.0111X issue No.:2

Status: **Current**

Date of Issue: 2010-09-16 Page 1 of 4

Certificate history:
Issue No. 2 (2010-9-16)
Issue No. 1 (2010-6-21)
Issue No. 0 (2009-10-19)

Applicant: **Don Electronics Limited**
Westfield Industrial Estate
Kirk Lane
Yeadon
Leeds
LS19 7LX
United Kingdom

Electrical Apparatus: **Range of Temperature Sensors**
Optional accessory:


Type of Protection: **Equipment dust ignition protection by enclosure 't'**

Marking: **Ex ta IIIC T125°C Da IP65**
Tamb -40°C to +40°C

Approved for issue on behalf of the IECEx
Certification Body: R S Sinclair

Position: Managing Director

Signature:
(for printed version)



17-9-10

Date:

1. This certificate and schedule may only be reproduced in full.
2. This certificate is not transferable and remains the property of the issuing body.
3. The Status and authenticity of this certificate may be verified by visiting the Official IECEx Website.

Certificate issued by:

Baseefa
Rockhead Business Park
Staden Lane
Buxton
Derbyshire
SK17 9RZ
United Kingdom





IECEX Certificate of Conformity

Certificate No.: IECEx BAS 09.0111X

Date of Issue: 2010-09-16

Issue No.: 2

Page 2 of 4

Manufacturer: **Don Electronics Limited**
Westfield Industrial Estate
Kirk Lane
Yeadon
Leeds
LS19 7LX
United Kingdom

Manufacturing location(s):

This certificate is issued as verification that a sample(s), representative of production, was assessed and tested and found to comply with the IEC Standard list below and that the manufacturer's quality system, relating to the Ex products covered by this certificate, was assessed and found to comply with the IECEx Quality system requirements. This certificate is granted subject to the conditions as set out in IECEx Scheme Rules, IECEx 02 and Operational Documents as amended.

STANDARDS:

The electrical apparatus and any acceptable variations to it specified in the schedule of this certificate and the identified documents, was found to comply with the following standards:

IEC 60079-0 : 2007-10 Explosive atmospheres - Part 0: Equipment - General requirements
Edition: 5

IEC 60079-31 : 2008 Explosive atmospheres – Part 31: Equipment dust ignition protection by enclosure 't'
Edition: 1

*This Certificate **does not** indicate compliance with electrical safety and performance requirements other than those expressly included in the Standards listed above.*

TEST & ASSESSMENT REPORTS:

A sample(s) of the equipment listed has successfully met the examination and test requirements as recorded in

Test Report:

GB/BAS/ExTR09.0157/00
GB/BAS/ExTR10.0140/00
GB/BAS/ExTR10.0209/00

Quality Assessment Report:

GB/BAS/QAR07.0005/02



IECEX Certificate of Conformity

Certificate No.: IECEx BAS 09.0111X

Date of Issue: 2010-09-16

Issue No.: 2

Page 3 of 4

Schedule

EQUIPMENT:

Equipment and systems covered by this certificate are as follows:

The range of Temperature Sensors is rated at a maximum voltage of 24V. The sensors incorporate a NTC, PTC, PT100 or Bimetal CONTACT temperature sensing element. The cable associated with the sensor is held in the body of the detector by a 32mm long spring steel sleeve fitted round the cable providing a tight interference fit into the 8mm counter bored hole within the body. The body has a section at the connection end that is turned down to accommodate an engraved certification label. The body can be manufacturer from Brass or Steel.

The sensors are designed specifically for use on bearings and are designed to be fitted to the greasing point or mounting bolt (WDB7).

Five alternative constructions are available.

Refer to the certificate Annex for full details.

CONDITIONS OF CERTIFICATION: YES as shown below:

1. The power supply to the equipment shall be rated for a prospective short circuit current of not more than 10kA.
2. The supply to the equipment must not exceed 24V.
3. If the equipment supply leads are terminated in a hazardous area, the termination arrangement must comply with the Zone/Category/required EPL of the hazardous area that it is to be installed.
4. Suitably certified connectors must be used with the sensors incorporating the optional M12 connection.



IECEX Certificate of Conformity

Certificate No.: IECEx BAS 09.0111X

Date of Issue: 2010-09-16

Issue No.: 2

Page 4 of 4

DETAILS OF CERTIFICATE CHANGES (for issues 1 and above):

Variation 2.1

To allow ADB range of sensors main body to be manufactured in variable lengths to suit the customer requirements.

Variation 2.2

To allow ADB range of sensors to be supplied with variable cable lengths to suit the customer requirements.

The part number code will be amended accordingly to allow variable cable and sensor lengths
i.e. ADB20V # / * (Where # is the cable length and * is the sensor length).

ExTR: GB/BAS/ExTR10.0209/00


File Reference: 10/0714



IECEX Certificate of Conformity

INTERNATIONAL ELECTROTECHNICAL COMMISSION IEC Certification Scheme for Explosive Atmospheres

for rules and details of the IECEx Scheme visit www.iecex.com

Certificate No.: IECEx BAS 09.0111X issue No.:1
Status: **Current**
Date of Issue: **2010-06-21** Page 1 of 4
Applicant: **Don Electronics Limited**
Westfield Industrial Estate
Kirk Lane
Yeadon
Leeds
LS19 7LX
United Kingdom
Electrical Apparatus: **Range of Temperature Sensors**
Optional accessory:
Type of Protection: **Equipment dust ignition protection by enclosure 't'**
Marking: **Ex ta IIIC T125°C Da IP65**
Tamb -40°C to +40°C
Approved for issue on behalf of the IECEx Certification Body: R S Sinclair
Position: Managing Director
Signature: 
(for printed version)
Date: 21-6-10

Certificate history:
Issue No. 1 (2010-6-21)
Issue No. 0 (2009-10-19)

1. This certificate and schedule may only be reproduced in full.
2. This certificate is not transferable and remains the property of the issuing body.
3. The Status and authenticity of this certificate may be verified by visiting the [Official IECEx Website](http://www.iecex.com).

Certificate issued by:

Baseefa
Rockhead Business Park
Staden Lane
Buxton
Derbyshire
SK17 9RZ
United Kingdom





IECEx Certificate of Conformity

Certificate No.: IECEx BAS 09.0111X

Date of Issue: 2010-06-21

Issue No.: 1

Page 2 of 4

Manufacturer: **Don Electronics Limited**
Westfield Industrial Estate
Kirk Lane
Yeadon
Leeds
LS19 7LX
United Kingdom

Manufacturing location(s):

This certificate is issued as verification that a sample(s), representative of production, was assessed and tested and found to comply with the IEC Standard list below and that the manufacturer's quality system, relating to the Ex products covered by this certificate, was assessed and found to comply with the IECEx Quality system requirements. This certificate is granted subject to the conditions as set out in IECEx Scheme Rules, IECEx 02 and Operational Documents as amended.

STANDARDS:

The electrical apparatus and any acceptable variations to it specified in the schedule of this certificate and the identified documents, was found to comply with the following standards:

IEC 60079-0 : 2007-10 Explosive atmospheres - Part 0: Equipment - General requirements
Edition: 5

IEC 60079-31 : 2008 Explosive atmospheres – Part 31: Equipment dust ignition protection by enclosure 't'
Edition: 1

*This Certificate **does not** indicate compliance with electrical safety and performance requirements other than those expressly included in the Standards listed above.*

TEST & ASSESSMENT REPORTS:

A sample(s) of the equipment listed has successfully met the examination and test requirements as recorded in

Test Report:

GB/BAS/ExTR09.0157/00
GB/BAS/ExTR10.0140/00

Quality Assessment Report:
GB/BAS/QAR07.0005/02



IECEx Certificate of Conformity

Certificate No.: IECEx BAS 09.0111X

Date of Issue: 2010-06-21

Issue No.: 1

Page 3 of 4

Schedule

EQUIPMENT:

Equipment and systems covered by this certificate are as follows:

The range of Temperature Sensors is rated at a maximum voltage of 24V. The sensors incorporate a NTC, PTC, PT100 or Bimetal CONTACT temperature sensing element. The cable associated with the sensor is held in the body of the detector by a 32mm long spring steel sleeve fitted round the cable providing a tight interference fit into the 8mm counter bored hole within the body. The body has a section at the connection end that is turned down to accommodate an engraved certification label. The body can be manufacturer from Brass or Steel.

The sensors are designed specifically for use on bearings and are designed to be fitted to the greasing point or mounting bolt (WDB7).

Five alternative constructions are available.

Refer to the certificate Annex for full details.

CONDITIONS OF CERTIFICATION: YES as shown below:

1. The power supply to the equipment shall be rated for a prospective short circuit current of not more than 10kA.
2. The supply to the equipment must not exceed 24V.
3. If the equipment supply leads are terminated in a hazardous area, the termination arrangement must comply with the Zone/Category/required EPL of the hazardous area that it is to be installed.
4. Suitably certified connectors must be used with the sensors incorporating the optional M12 connection.



IECEx Certificate of Conformity

Certificate No.: IECEx BAS 09.0111X

Date of Issue: 2010-06-21

Issue No.: 1

Page 4 of 4

DETAILS OF CERTIFICATE CHANGES (for issues 1 and above):

Variation 1.1

To allow an alternative cable.

Variation 1.2

To allow an optional potting.

ExTR: GB/BAS/ExTR10.0140/00

File Reference: 10/0341



IECEX Certificate of Conformity

INTERNATIONAL ELECTROTECHNICAL COMMISSION IEC Certification Scheme for Explosive Atmospheres

for rules and details of the IECEx Scheme visit www.iecex.com

Certificate No.: **IECEX BAS 09.0111X** issue No.: **0** Certificate history:

Status: **Current**

Date of Issue: **2009-10-19** Page 1 of 3

Applicant: **Don Electronics Limited**
Westfield Industrial Estate
Kirk Lane
Yeadon
Leeds
LS19 7LX
United Kingdom

Electrical Apparatus: **Range of WDB Temperature Sensors**
Optional accessory:

Type of Protection: **Equipment dust ignition protection by enclosure 't'**


Marking: **Ex ta IIIC T125°C Da IP65**
Tamb -40°C to +40°C

Approved for issue on behalf of the IECEx
Certification Body:

 R S Sinclair 

Position: **Managing Director**

Signature:
(for printed version)



19/10/09

Date:

1. This certificate and schedule may only be reproduced in full.
2. This certificate is not transferable and remains the property of the issuing body.
3. The Status and authenticity of this certificate may be verified by visiting the [Official IECEx Website](http://www.iecex.com).

Certificate issued by:

Baseefa
Rockhead Business Park
Staden Lane
Buxton
Derbyshire
SK17 9RZ
United Kingdom





IECEx Certificate of Conformity

Certificate No.: IECEx BAS 09.0111X

Date of Issue: 2009-10-19

Issue No.: 0

Page 2 of 3

Manufacturer: **Don Electronics Limited**
Westfield Industrial Estate
Kirk Lane
Yeadon
Leeds
LS19 7LX
United Kingdom

Manufacturing location(s):

This certificate is issued as verification that a sample(s), representative of production, was assessed and tested and found to comply with the IEC Standard list below and that the manufacturer's quality system, relating to the Ex products covered by this certificate, was assessed and found to comply with the IECEx Quality system requirements. This certificate is granted subject to the conditions as set out in IECEx Scheme Rules, IECEx 02 and Operational Documents as amended.

STANDARDS:

The electrical apparatus and any acceptable variations to it specified in the schedule of this certificate and the identified documents, was found to comply with the following standards:

IEC 60079-0 : 2007-10 Explosive atmospheres - Part 0: Equipment - General requirements

Edition: 5

IEC 60079-31 : 2008 Explosive atmospheres – Part 31: Equipment dust ignition protection by enclosure 't'

Edition: 1

*This Certificate **does not** indicate compliance with electrical safety and performance requirements other than those expressly included in the Standards listed above.*

TEST & ASSESSMENT REPORTS:

A sample(s) of the equipment listed has successfully met the examination and test requirements as recorded in

Test Report:

[GB/BAS/ExTR09.0157/00](#)

Quality Assessment Report:

[GB/BAS/QAR07.0005/02](#)



IECEX Certificate of Conformity

Certificate No.: IECEX BAS 09.0111X

Date of Issue: 2009-10-19

Issue No.: 0

Page 3 of 3

Schedule

EQUIPMENT:

Equipment and systems covered by this certificate are as follows:

The range of Temperature Sensors is rated at a maximum voltage of 24V. The sensors incorporate a NTC, PTC, PT100 or Bimetal CONTACT temperature sensing element. The cable associated with the sensor is held in the body of the detector by a 32mm long spring steel sleeve fitted round the cable providing a tight interference fit into the 8mm counter bored hole within the body. The body has a section at the connection end that is turned down to accommodate an engraved certification label. The body can be manufacturer from Brass or Steel.

The sensors are designed specifically for use on bearings and are designed to be fitted to the greasing point or mounting bolt (WDB7).

Five alternative constructions are available.

Refer to the certificate Annex for full details.

CONDITIONS OF CERTIFICATION: YES as shown below:

1. The power supply to the equipment shall be rated for a prospective short circuit current of not more than 10kA.
2. The supply to the equipment must not exceed 24V.
3. If the equipment supply leads are terminated in a hazardous area, the termination arrangement must comply with the Zone/Category/required EPL of the hazardous area that it is to be installed.
4. Suitably certified connectors must be used with the sensors incorporating the optional M12 connection.