

Welded Flight & Pin Options




Standard Pin Options



Note: Clamps, Roll Pins, Hex Bolts And Locknuts Must Not Be Re-used. Install One Time And Discard After Use

Typical Welded Flight Attachments




Note: Custom Flights Are Available, Based On Customer Specifications


Flight Design

Conveyor Type: Horizontal or Inclined till 10°


T Plate Flights



BT1




BT2




BT3


Square Bar Flights



T1



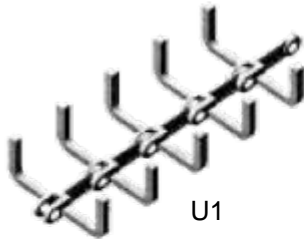
T2



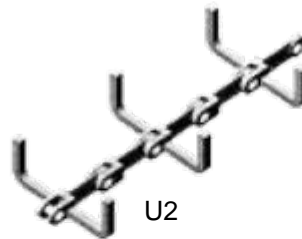
T3

Flight Design

U Type Flights



U1



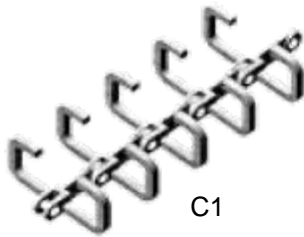
U2



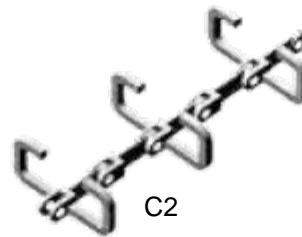
U3

Conveyor Type:
Inclined till 25°


C Type Flights



C1



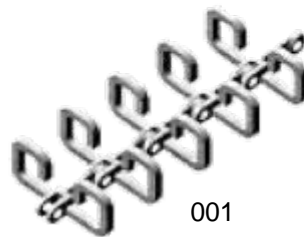
C2



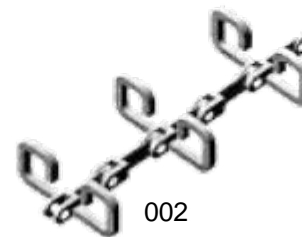
C3

Conveyor Type:
Inclined till 25°

00 Type Flights



001



002



003

Conveyor Type:
Inclined till from 25° to 90°